

Onboarding Instructions

Install the Encointer Wallet App


Android:

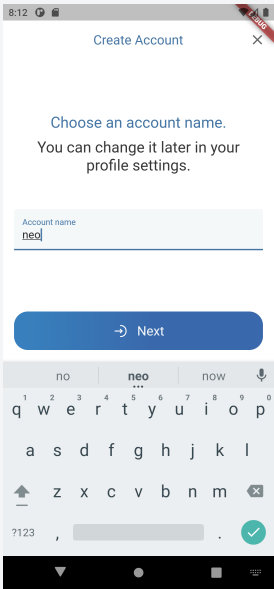
- play store
 - <https://play.google.com/store/apps/details?id=org.encointer.wallet>
 - optionally join beta, to stay up to date with the most recent features
- f-droid
 - <https://f-droid.org/en/packages/org.encointer.wallet/>
 - please note that f-droid will lag behind play store with updates. But it's built from open source with a guarantee.

iOS: <https://apps.apple.com/at/app/encointer-wallet/id1535471655>

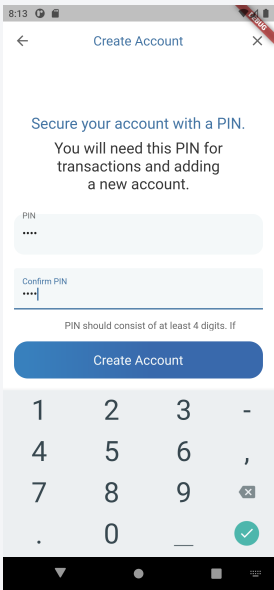
- optionally: Install with the [testflight app](#)
 - and join Testflight for Encointer Wallet using this link: <https://testflight.apple.com/join/LFuSsdwT>
 - the testflight app will allow you to give instant feedback, bug reports and screenshots to the developers

Onboarding

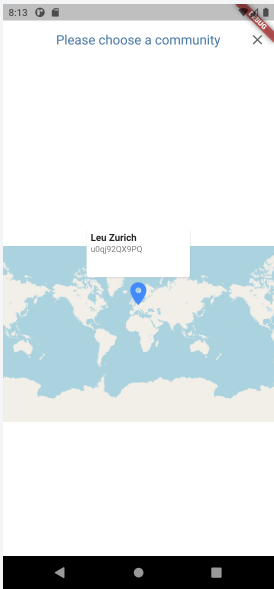
	<p>tap "Create account"</p>
--	-----------------------------



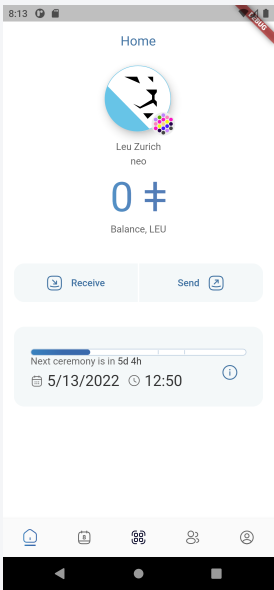
enter your desired nickname



enter a 4 digit PIN



select a community. you'll be able to change this later



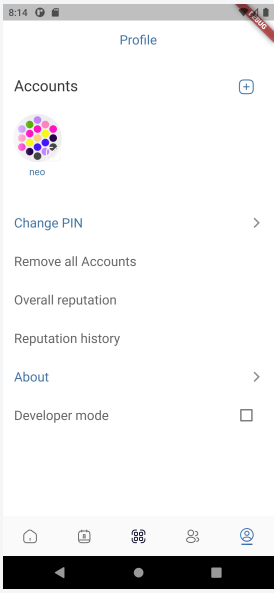
Welcome to your home screen

your balance will be zero, so there's not much you could do.

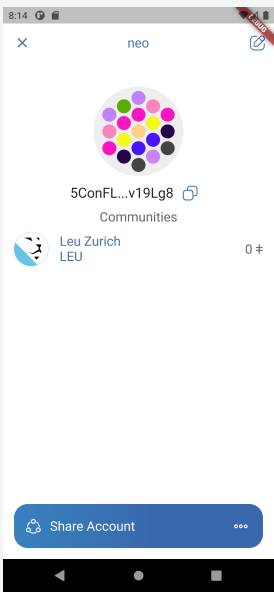
Please request an invite from someone that already has LEU:

tap profile

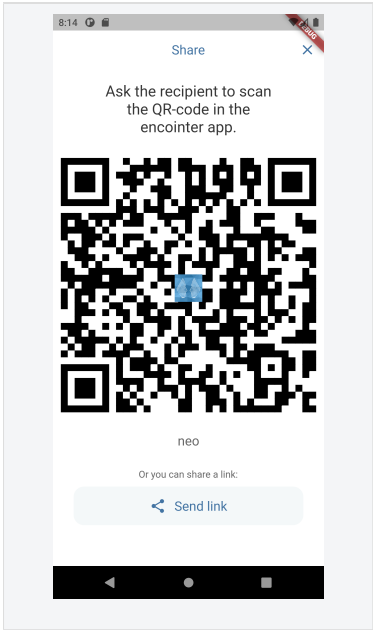




on the profile page, tap your account identicon



tap share account



Now you need someone to send you your first LEU. Share your account with them either through scanning your QR code or sending your contact with the messenger of your choice